



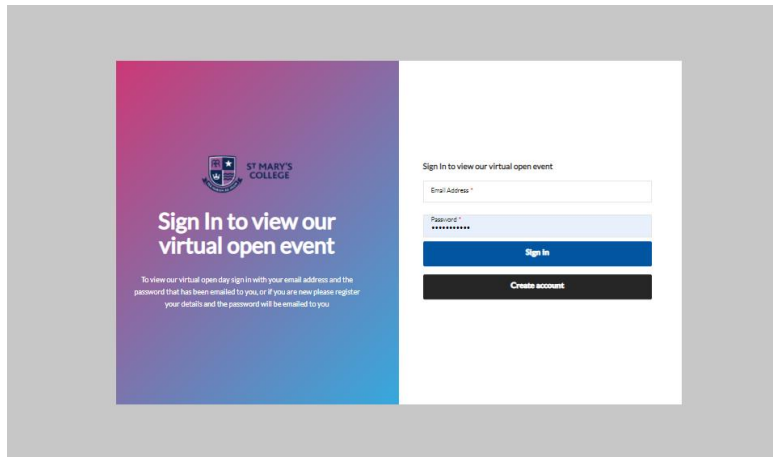
SM6 Virtual Open Event – how to log on and get involved

To browse our Virtual Open Event experience, go to:

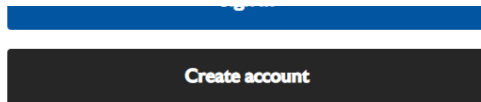
<https://events.smchull.org/>

(the link can also be found on the Home page of the SMC website www.smchull.org)

You will be taken to the Sign In page which looks like this:



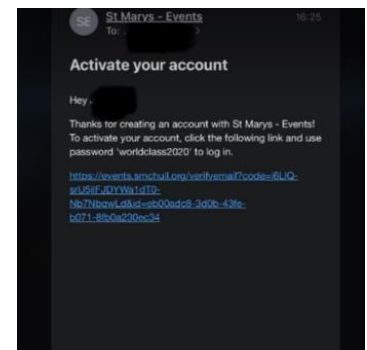
If this is your first visit, click on the black 'Create Account' button and complete the sign in registration form:



Check your emails for a reply (if you have a strong spam filter you may also need to check it hasn't gone to your Junk folder)

You can then then log in via the email link from St Marys Events which might look like this :

Or log in via the sign in screen using your email address and the password **worldclass2020**





SM6 Virtual Open Event – how to log on and get involved

Start with the Home page content, lots of videos and information.

All other tabs including specific subjects can be found across the top of the Home page.

In the Our Courses section every teacher has a contact form at the top of the page which you can send specific questions to them but check out the FAQs first to see if the answer is already there.

If you have decided SM6 is the place for you and don't want to miss out on one of the in-demand places, then there is an **'Apply Now'** button on every page.

Any questions email sm6apply@smchull.org